

FORD F450 (LOW FLOOR) SENATOR SII SERIES

STARTRANS

BUSES BY SUPREME



SENATOR SII LOW FLOOR



Senator SII Low Floor

The Senator SII LF is built on the Ford F-450 front wheel drive platform. This vehicle features the benefits of low floor technology on a purpose built chassis platform. Available in shuttle and paratransit versions, the new Senator SII LF provides long lasting durability combined with Low Floor deployed of fully mechanical wheelchair ramp. Nine passenger seats plus two wheelchair for the paratransit bus or 15 forward facing seats for the shuttle model.



FORD F450 (LOW FLOOR) SENATOR SII SERIES – SPECIFICATIONS

FLOORING – 5/8" marine-grade plywood underlayment with undercoating. Floor covered with 1/8" transit rubber. Exhaust system is enclosed within the drop steel floor structure.

SIDEWALLS – 1" Polyurethane foam insulation (R-7) enclosed within a fully laminated assembly. Ladder-framed sidewalls are fully welded of 14-gauge steel. Exterior sidewall skins are .024" galvanized steel with baked-enamel paint finish.

ROOFING – Roof framing is a fully welded assembly utilizing formed steel-hat section crossmembers, as well as heavy-duty steel roll bars welded at the front, rear, and center of the vehicle. Roof exterior skin – 1/2" fiberglass reinforced plywood panel.

WINDOWS – 36" x 36" T-Slider windows, 31% tinted. Clamp ring-style radius windows. Egress windows installed to meet FMVSS 217 requirements.

ENTRY – Spacious entry (38"x74") with electric operated doors. Aluminum door frames enhance durability. The door panels are glazed and tempered glass. Lighted ramping. Entrance grab rail (left side).

LIGHTING – Each bus comes standard with four passenger courtesy lights.

ELECTRICAL – Wiring is color-coded with the number and function designated every 4" on the wire to enable identification and circuit traceability. Only premium components built to meet the Society of Automotive Engineers (S.A.E.) and Underwriters Laboratories (U.L.) requirements are used. Electronic control console switch panel.

OPTIONAL A/C & HEAT – A/C systems ranging in size from 30,000 BTU to 88,000 BTU. Rear heat 40,000 BTU to 65,000 BTU.

OPTIONAL PARATRANSIT – Wheelchair accessibility with a wide range of securement systems and seating arrangements.

OPTIONAL SEATING – Forward-facing, perimeter-style, and track seating are all available. Your choice of vinyl and cloth fabric in a wide range of colors.

- White baked-enamel prepainted body = bright white gelcoated front cap
- 12-month/12,000-mile with five-year/75,000-mile warranty of body structure

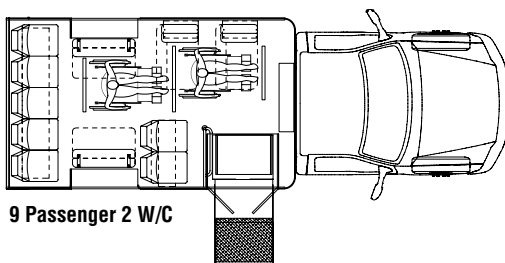
FORD SPECIFICATIONS

- F450 Cab Chassis
- Tinted glass
- Automatic transmission
- Power steering
- Power brakes (4-wheel disc)
- Dash A/C and heater
- Auxiliary transmission cooler
- Super engine cooling
- Tilt steering and cruise control
- 6.0 V8 Diesel
- 36-gallon fuel capacity on E350
- Drive axle ration 4:88
- Radial tires 225/70R19.5
- Chrome front bumper
- Comfort-ride suspension – H.D. springs and shocks
- Engine oil cooler (diesel chassis only)
- Read-out gauges
- Heavy-duty batteries
- Dual alternator
- GVWR 14,000

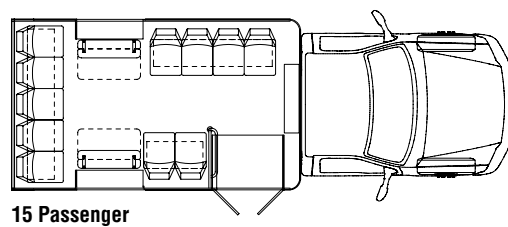
Dimensions

- Exterior width – 96"
- Exterior height – 98 1/2"
- First step to ground – 8 1/2"
- Entrance clear opening – 38" x 74"
- Interior width at seat level – 93"
- Interior width up 36" from floor – 93"
- Center aisle height – 79 1/4"

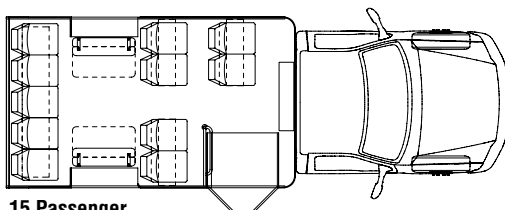
Due to Supreme Corporation's commitment to product quality, specifications and options are subject to change in the interest of product improvement.



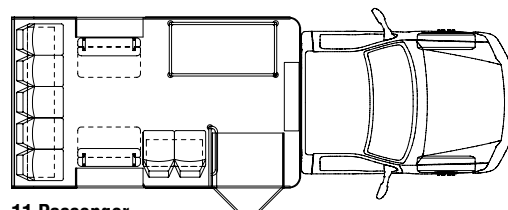
9 Passenger 2 W/C



15 Passenger



15 Passenger



11 Passenger –
Interior luggage

FORD F450 (LOW FLOOR) SENATOR SII SERIES



Creative Bus Sales

13501 Benson Ave. Chino, CA 91710
Sales: 800.326.2877 Fax: 909.465.5529

www.CreativeBusSales.com

